

**M12-Round-Plug Connector, Single-Ended Cordsets,
According to IEC 61076-2-101**

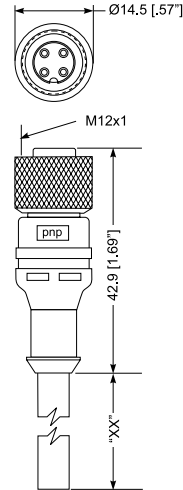
RKT/LED | RKWT/LED



3- and 4-Poles (LED)

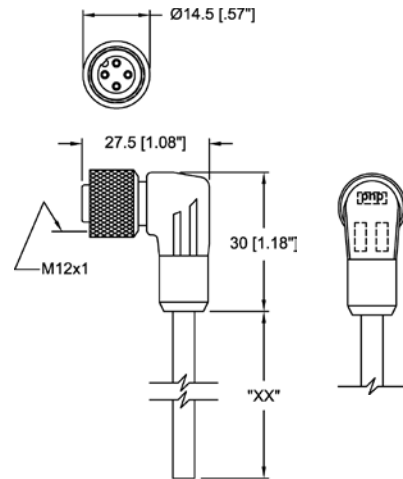
Actuator/sensor cordset, single-ended, M12, 3- and 4-poles, female straight connector with LED operation and function indicator with self-locking thread and molded cable.

RKT/LED



Actuator/sensor cordset, single-ended, M12, 3- and 4poles, female 90° connector with LED operation and function indicator with self-locking thread and molded cable.

RKWT/LED

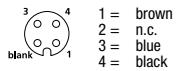


Pin Assignments

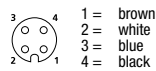
M12 - Male

Wiring Diagrams

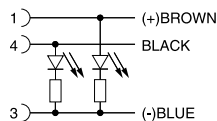
3 poles



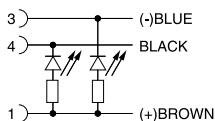
4 poles



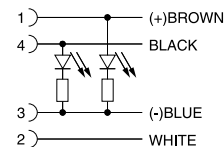
A pnp normally open = yellow-green



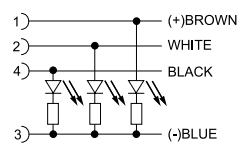
C npn normally open = yellow-green



F pnp normally closed/open = yellow-green



P pnp normally closed/open = yellow-yellow-green





Be Certain with Belden

M12-Round-Plug Connector, Single-Ended Cordsets, According to IEC 61076-2-101

RKT/LED | RKWT/LED

Technical Data

Environmental

Degree of protection IP 67 / NEMA 6P
 Operating temperature range -40°C (-40°F) / +90°C (+194°F)

Mechanical

Molded body TPU, translucent
 Insert TPU
 Contact CuSn, gold over nickel-plated
 Coupling nut CuZn, nickel-plated
 O-ring FKM

Electrical

Current rating 4 A
 Voltage rating 10-30 V DC

Cable Specifications

Cable No.	Outer Jacket	Gauge	Jacket Color	OD
610	PUR	22AWG	Yellow	.190" (4.8 mm)
632	PVC	22AWG	Yellow	.190" (4.8 mm)
633	PVC	22AWG	Yellow	.190" (4.8 mm)
679	PUR	22AWG	Yellow	.190" (4.8 mm)

Part Number	Pins	Outer Jacket	Standard Cable Lengths	Characteristics
RKT/LED A 4-3-610/...M	3	PUR	1M / 2 M / 5 M / 10 M	
RKT/LED A 4-3-632/...M		PVC	1M / 2 M / 5 M / 10 M	
RKT/LED C 4-3-610/...M		PUR	1M / 2 M / 5 M / 10 M	
RKT/LED C 4-3-632/...M		PVC	1M / 2 M / 5 M / 10 M	
RKT/LED F 4-633/...M	4	PVC	1M / 2 M / 5 M / 10 M	
RKT/LED F 4-679/...M		PUR	1M / 2 M / 5 M / 10 M	
		RKWT/LED P 4-633/...M	1M / 2 M / 5 M / 10 M	
		RKWT/LED P 4-679/...M	1M / 2 M / 5 M / 10 M	