



Figure can vary

Part no.: 66536501
MLD510-XR2L/A
Multiple light beam safety device receiver



Contents

- Technical data
- Dimensioned drawings
- Electrical connection
- Operation and display
- Suitable transmitters
- Part number code
- Accessories

Technical data

Basic data	
Series	MLD 500
Device type	Receiver
Special design	
Special design	Reflective element for laser alignment aid
Functions	
Functions	Automatic restart
Reflective element for laser alignment aid	Yes
Integrated muting indicator	No
Characteristic parameters	
Type	4 , IEC/EN 61496
SIL	3 , IEC 61508
SILCL	3 , IEC/EN 62061
Performance Level (PL)	e , EN ISO 13849-1
MTTF _d	204 years , EN ISO 13849-1
PFH _D	6.6E-09 per hour
Mission time T _M	20 years , EN ISO 13849-1
Category	4 , EN ISO 13849
Optical data	
Number of beams	2 Piece(s)
Beam spacing	500 mm
Electrical data	
Performance data	
Supply voltage U _B	26.5 ... 31.6 V
Current consumption from AS-i circuit	140 mA
Timing	
Response time	30 ms
Restart delay time	100 ms
Interface	
Type	AS-Interface Safety at Work
AS-i	
Function	Process
AS-i profile	S-7.B.1
Slave address	1..31 programmable, default=0
Cycle time acc. to AS-i specifications	Max. 5 ms
Connection	
Number of connections	1 Piece(s)

Part no.: 66536501 – MLD510-XR2L/A – Multiple light beam safety device

Connection 1

Type of connection	Connector
Function	Machine interface
Thread size	M12
Material	Metal
No. of pins	5 -pin

Mechanical data

Dimension (W x H x L)	52 mm x 600 mm x 64.7 mm
Housing material	Metal , Aluminum
Lens cover material	Plastic / PMMA
Material of end caps	Diecast zinc
Net weight	1,400 g
Housing color	Yellow, RAL 1021
Type of fastening	Groove mounting Swivel mount

Operation and display

Type of display	Integrated muting indicator LED
Number of LEDs	2 Piece(s)

Environmental data

Ambient temperature, operation	-30 ... 55 °C
Ambient temperature, storage	-40 ... 75 °C
Relative humidity (non-condensing)	0 ... 95 %

Certifications


Degree of protection	IP 67
Protection class	III
Certifications	c CSA US c TÜV NRTL US TÜV Süd
US patents	US 6,418,546 B US 7,741,595 B

Classification

Customs tariff number	85365019
eCl@ss 8.0	27272703
eCl@ss 9.0	27272703
ETIM 5.0	EC001832
ETIM 6.0	EC001832

Dimensioned drawings

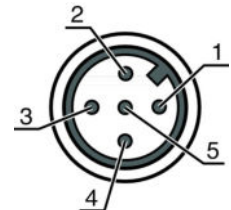
All dimensions in millimeters



Electrical connection

Connection 1	
Type of connection	Connector
Function	Machine interface
Thread size	M12
Type	Male
Material	Metal
No. of pins	5 -pin
Encoding	A-coded

Pin	Pin assignment	Conductor color
1	AS-i+	Brown
2	n.c.	White
3	AS-i-	Blue
4	n.c.	Black
5	n.c.	Gray




Operation and display

LEDs

LED	Display	Meaning
1	Red, continuous light	OSSD off.
	Green, continuous light	OSSD on
	Red, flashing, 1 Hz	External error
	Red, flashing, 10 Hz	Internal error
	Green, flashing, 1 Hz	Weak signal, device not optimally aligned or soiled.
2	Yellow, continuous light	Start/restart interlock locked.
	Off	No voltage on AS-i cable.
	Red, continuous light	AS-i slave not communicating with AS-i master
	Yellow, flashing	AS-i slave has invalid address 0
	Red/green, flashing alternately	AS-i slave device error or AS-i connection defective
	Green, continuous light, flashing red at the same time	Periphery error
	Green, continuous light	AS-i slave communicating with AS-i master

Part no.: 66536501 – MLD510-XR2L/A – Multiple light beam safety device

Suitable transmitters

	Part no.	Designation	Article	Description
	66502501	MLD500-XT2L/A	Multiple light beam safety device transmitter	Operating range: 20 ... 70 m Number of beams: 2 Piece(s) Beam spacing: 500 mm Type of interface: AS-Interface Safety at Work Connection: Connector, M12, Metal, 5 -pin Special design: Integrated laser alignment aid

Part number code

Part designation: **MLD**xxy-zab/t


MLD	Multiple light beam safety device
x	Series: 3: MLD 300 5: MLD 500
yy	Function classes: 00: transmitter 10: automatic restart 12: external testing 20: EDM/RES 30: muting 35: timing controlled 4-sensor muting
z	Device type: T: transmitter R: receiver RT: transceiver xT: transmitter with high range xR: receiver for high range
a	Number of beams
b	Option: L: integrated laser alignment aid (for transmitter/receiver) M: integrated status indicator (MLD 320, MLD 520) or integrated status and muting indicator (MLD 330, MLD 335, MLD 510/A, MLD 530, MLD 535) E: connection socket for external muting indicator (AS-i models only)
/t	Safety-related switching outputs (OSSDs), connection technology: -: transistor output, M12 plug A: integrated AS-i interface, M12 plug, (safety bus system)

Note

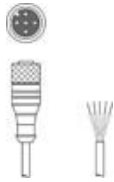
A list with all available device types can be found on the Leuze electronic website at www.leuze.com.

Accessories



Connection technology - Connection cables

	Part no.	Designation	Article	Description
	50133859	KD S-M12-5A-P1-020	Connection cable	Connection 1: Connector, M12, Axial, Female, A-coded, 5 -pin Connection 2: Open end Shielded: Yes Cable length: 2,000 mm Sheathing material: PUR



Part no.: 66536501 – MLD510-XR2L/A – Multiple light beam safety device

	Part no.	Designation	Article	Description
	50136146	KD S-M12-5A-P1-250	Connection cable	Connection 1: Connector, M12, Axial, Female, A-coded, 5-pin Connection 2: Open end Shielded: Yes Cable length: 10,000 mm Sheathing material: PVC

Mounting technology - Swivel mounts

	Part no.	Designation	Article	Description
	560340	BT-SET-240BC	Mounting bracket set	Fastening, at system: Through-hole mounting Mounting bracket, at device: Clampable Type of mounting device: Turning, 240° Material: Metal
	540350	BT-SET-240BC-E	Mounting bracket set	Fastening, at system: Through-hole mounting Mounting bracket, at device: Clampable Type of mounting device: Turning, 240° Material: Metal, Plastic

Services

	Part no.	Designation	Article	Description
	S981050	CS40-I-140	Safety inspection "Safety light barriers"	Details: Checking of a safety light barrier application in accordance with current standards and guidelines. Inclusion of the device and machine data in a database, production of a test log per application. Conditions: It must be possible to stop the machine, support provided by customer's employees and access to the machine for Leuze employees must be ensured. Restrictions: Travel costs and accommodation expenses charged separately and according to expenditure.
	S981046	CS40-S-140	Start-up support	Details: For safety devices including stopping time measurement and initial inspection. Conditions: Devices and connection cables are already mounted, price not including travel costs and, if applicable, accommodation expenses. Restrictions: Max. 2 h., no mechanical (mounting) and electrical (wiring) work performed, no changes (attachments, wiring, programming) to third-party components in the nearby environment.