



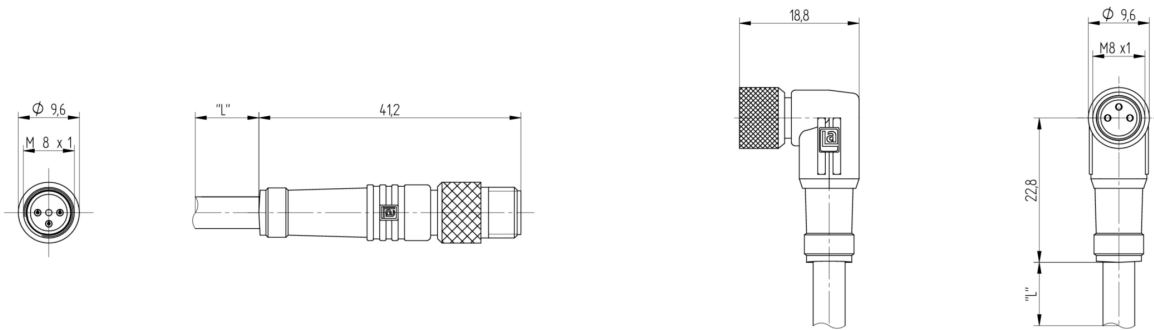
Part Number: RSMV 3-RKMVV 3-224

Sensor/Actuator Double-Ended Cordset: Male straight A-coded translucent M8 Standard connector to female angled A-coded translucent M8 Standard connector, 3-pin, 50 V AC / 60 V DC, 4 A; PUR black cable, 0.34 mm²

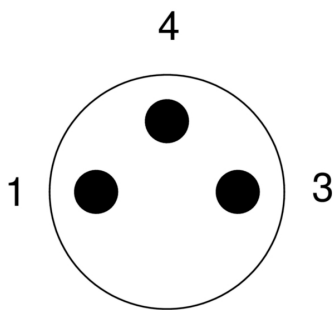
Product Description

Sensor/Actuator Double-Ended Cordset: Male straight A-coded translucent M8 Standard connector to female angled A-coded translucent M8 Standard connector, 3-pin, 50 V AC / 60 V DC, 4 A; PUR black cable, 0.34 mm²

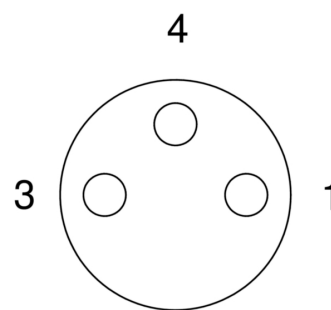
Technical Drawing



Male



Female



Technical Specifications

Face View Side 1

Pin 1	Pin 2	Pin 3
brown	blue	black

Face View Side 2

Pin 1	Pin 2	Pin 3
brown	blue	black

Product Family:	Sensor / Actuator Connectors
Brand:	Lumberg Automation
Connector Type:	Cordset, double ended
Shielding:	Unshielded
Rated Voltage:	60 V
Rated Voltage (UL):	30 V AC/DC
Rated Impulse Voltage:	1.5 kV
Operating Voltage:	50 V AC / 60 V DC
Rated Current:	4 A
Rated Current (UL):	4 A

Technical Data Side 1

Product Sub Family:	M8 Standard
Type of Contact / Gender:	Male
Connector Design:	Straight
Attachment Type:	Coupling Screw
Number of Pins:	3
Coding:	A
Contact Resistance:	≤ 10 mOhm
Insulation Resistance:	> 10 ⁹ Ohm
Mating Cycles:	≤ 100
Ambient Temperature (Operation):	- 40 °C - + 90 °C
Operating Temperature (UL):	max. + 70 °C
Protection Degree / IP Rating:	IP65, IP67, IP69K
Design Standard:	IEC 61076-2-104
Pollution Degree:	3 acc. to DIN EN 60664-1 (VDE 0110-1)
Overvoltage Category:	III acc. to DIN EN 60664-1 (VDE 0110-1)
Contact Base Material:	CuSn
Contact Plating:	Cu/Au
Contact Bearer Material:	TPU
Contact Bearer Color:	Orange
Flammability Class (Contact Bearer):	UL 94 HB
Molded Body Material:	TPU
Molded Body Color:	Translucent
Flammability Class (Molded Body):	UL 94 HB
Attachment Material:	CuZn
Attachment Plating:	Nickel-plated
Fastening Torque (Attachment):	M 8x1: 30 Ncm, hand-tight
Note:	Do not connect or disconnect under load.

Cable Data

Cable Number:	224
Conductor Size:	0.34 mm ²
Number of Wires:	3
Minimal Bending Radius (Fixed Inst):	> 5 x D
Minimal Bending Radius (Flexible Inst):	> 10 x D
Cycles (Bending):	> 5 M
Cycles (Torsion):	> 5 M @ ± 360 °/1 m
Conductor material:	Cu
Cable Jacket Material:	PUR
Cable Jacket Color:	black matt similarly RAL 9005
Cable Diameter D:	ø 4.30 ± 0.20 mm
Wire Insulation Material:	PP
Insulated Wire Diameter:	ø 1.30 ± 0.10 mm
Ambient Temperature (Fixed Installation):	- 50 °C - + 80 °C
Ambient Temperature (Flex Installation):	- 25 °C - + 80 °C
Ambient Temperature (Drag Chain Inst):	- 25 °C - + 60 °C

UL Cable Type:	AWM: 20549
Flammability Class (Cable Jacket):	DIN EN 50265-2-2, VDE 0482-265-2-2, IEC 60332-2-2, CSA FT2
Cable Characteristics:	Good microbes and hydrolysis resistance; Mainly plasticizer diffusion free; Exclusion of PVC and silicone; Free of lacquer wetting disturbing substances; Coldness Flexibility

Technical Data Side 2

Product Sub Family, Side 2:	M8 Standard
Type of Contact / Gender, Side 2:	Female
Connector Design, Side 2:	Angled
Attachment Type, Side 2:	Coupling Nut
Number of Pins, Side 2:	3
Coding, Side 2:	A
Contact Resistance, Side 2:	≤ 10 mOhm
Insulation Resistance, Side 2:	> 10 ⁹ Ohm
Mating Cycles, Side 2:	≤ 100
Ambient Temperature (Operation), Side 2:	- 40 °C - + 90 °C
Operating Temperature (UL), Side 2:	max. + 70 °C
Protection Degree / IP Rating, Side 2:	IP65, IP67, IP69K
Design Standard, Side 2:	IEC 61076-2-104
Pollution Degree, Side 2:	3 acc. to DIN EN 60664-1 (VDE 0110-1)
Overvoltage Category, Side 2:	III acc. to DIN EN 60664-1 (VDE 0110-1)
Contact Base Material, Side 2:	CuSn
Contact Plating, Side 2:	Cu/Au
Contact Bearer Material, Side 2:	TPU
Contact Bearer Color, Side 2:	Orange
Flammability Class (Contact Bearer), Side 2:	UL 94 HB
Molded Body Material, Side 2:	TPU
Molded Body Color, Side 2:	Translucent
Flammability Class (Molded Body), Side 2:	UL 94 HB
Attachment Material, Side 2:	CuZn
Attachment Plating, Side 2:	Nickel-plated
O-Ring Material, Side 2:	FKM, green
Fastening Torque (Attachment), Side 2:	M 8x1: 30 Ncm, hand-tight

Approvals

UL-File:	E315587
UL:	UL 2238; cURus

Safety & Environmental Compliance

RoHS Compliant:	yes
-----------------	-----

Resistances

Halogenfree:	DIN EN 50267-2-1, IEC 60754-1, VDE 0482-267-2-1
Oil Resistance:	Good chemical and oil resistance

Notes

Protection Degree / IP Rating Note:	only if mounted and locked in combination with Hirschmann / Lumberg Automation connector
Note Derating:	Notice derating

Variants

Item #	Item Description	Cable Length
104265	RSMV 3-RKMWW 3-224/0,2 M	0.2 m
44052	RSMV 3-RKMWW 3-224/0,3 M	0.3 m
87361	RSMV 3-RKMWW 3-224/0,5 M	0.5 m
43655	RSMV 3-RKMWW 3-224/0,6 M	0.6 m
13419	RSMV 3-RKMWW 3-224/0,8 M	0.8 m
43656	RSMV 3-RKMWW 3-224/1 M	1 m
3079	RSMV 3-RKMWW 3-224/1,2 M	1.2 m
27351	RSMV 3-RKMWW 3-224/1,5 M	1.5 m

13418	RSMV 3-RKMWV 3-224/1,8 M	1.8 m
43658	RSMV 3-RKMWV 3-224/2 M	2 m
13409	RSMV 3-RKMWV 3-224/2,2 M	2.2 m
108557	RSMV 3-RKMWV 3-224/2,5 M	2.5 m
13413	RSMV 3-RKMWV 3-224/2,8 M	2.8 m
44336	RSMV 3-RKMWV 3-224/3 M	3 m
13414	RSMV 3-RKMWV 3-224/3,2 M	3.2 m
3077	RSMV 3-RKMWV 3-224/3,5 M	3.5 m
13417	RSMV 3-RKMWV 3-224/3,8 M	3.8 m
3078	RSMV 3-RKMWV 3-224/4 M	4 m
45231	RSMV 3-RKMWV 3-224/5 M	5 m
4239	RSMV 3-RKMWV 3-224/5,5 M	5.5 m
60179	RSMV 3-RKMWV 3-224/10 M	10 m
8231	RSMV 3-RKMWV 3-224/15 M	15 m

© 2019 Belden, Inc

All Rights Reserved.

Although Belden makes every reasonable effort to ensure their accuracy at the time of this publication, information and specifications described here in are subject to error or omission and to change without notice, and the listing of such information and specifications does not ensure product availability.

Belden provides the information and specifications herein on an "ASIS" basis, with no representations or warranties, whether express, statutory or implied. In no event will Belden be liable for any damages (including consequential, indirect, incidental, special, punitive, or exemplary damages) whatsoever, even if Belden has been advised of the possibility of such damages, whether in an action under contract, negligence or any other theory, arising out of or in connection with the use, or inability to use, the information or specifications described herein.

All sales of Belden products are subject to Belden's standard terms and conditions of sale.

Belden believes this product to be in compliance with all applicable environmental programs as listed in the data sheet. The information provided is correct to the best of Belden's knowledge, information and belief at the date of its publication. This information is designed only as a general guide for the safe handling, storage, and any other operation of the product itself or the one that it becomes a part of. The Product Disclosure is not to be considered a warranty or quality specification. Regulatory information is for guidance purposes only. Product users are responsible for determining the applicability of legislation and regulations based on their individual usage of the product.